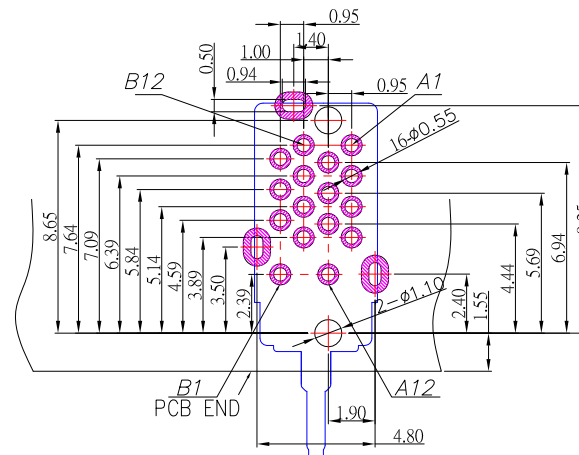
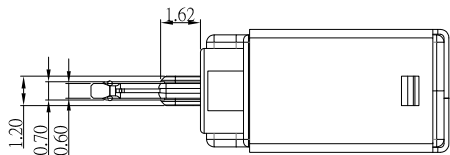




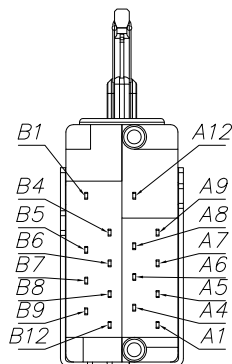
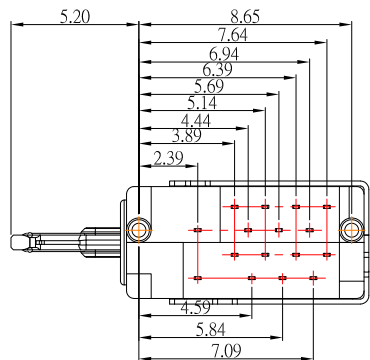
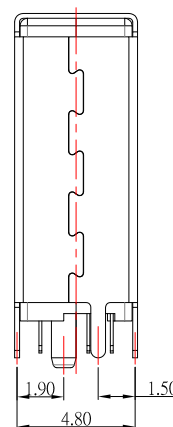
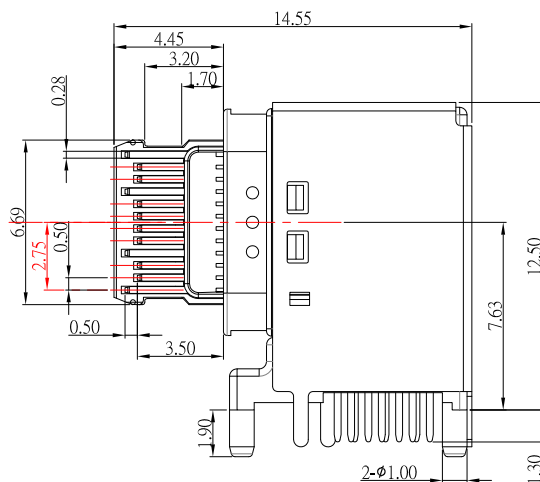
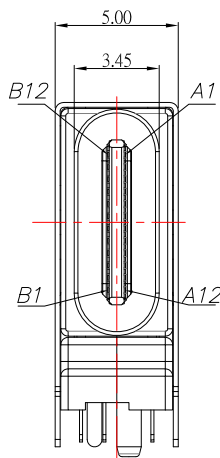
SBC-160P-20x-S235

鍍層厚度:

Blank : 1u"
2 : 15u"
3 : 30u"



RECOMMENDED P.C.B. LAYOUT



SPECIFICATIONS

Electrical:

1. Rating: 5.0 A for VBUS
0.25A for OTHER
2. Dielectric Withstand Voltage: 250V AC
3. Contact Resistance: 40 mΩ Max
4. Insulation Resistance: 100 MΩ Min

Mechanical:

1. Connector Mate and Unmate Force
 - 1.1 Mate force: 5~20 N
 - 1.2 Unmate force: 8~20 N

Material:

1. Housing: LCP
2. Contact: Copper Alloy
3. Shell: SUS

Finish:

1. Contact: Plated Gold in Mating Area ;
Tin Plated on Solder Balls ;
Nickel under plated overall
2. Shell: Nickel under Plated surface layer

PIN	Signal Name	Description	PIN	Signal Name	Description
A1	GND	Ground return	B12	GND	Ground return
A2	SSTxp1	Positive half of first SuperSpeed TX differential pair	B11	SSRxp1	Positive half of first SuperSpeed RX differential pair
A3	SSTxn1	Negative half of first SuperSpeed TX differential pair	B10	SSRxn1	Negative half of first SuperSpeed RX differential pair
A4	Vbus	Bus Power	B9	Vbus	Bus Power
A5	CC1	Configuration Channel	B8	SB12	Sidband Use (SRD)
A6	Dp1	Positive half of the USB 2.0 differential pair-Position 1	B7	Dn2	Negative half of the USB 2.0 differential pair-Position 2
A7	Dn1	Negative half of the USB 2.0 differential pair-Position 1	B6	Dp2	Positive half of the USB 2.0 differential pair-Position 2
A8	SB11	Sidband Use (SRD)	B5	CC2	Configuration Channel
A9	Vbus	Bus Power	B4	Vbus	Bus Power
A10	SSRx2	Negative half of second SuperSpeed TX differential pair	B3	SSTx2	Negative half of second SuperSpeed TX differential pair
A11	SSRx2	Positive half of second SuperSpeed TX differential pair	B2	SSTx2	Positive half of second SuperSpeed TX differential pair
A12	GND	Ground return	B1	GND	Ground return

CONTACT 建倚科技股份有限公司
CONTACT TECHNOLOGY CORP.

TOLERANCE UNLESS OTHERWISE STATED:
 Up to 5 ±0.2
 Above 5 ~ 15 ±0.3
 Above 15 ~ 30 ±0.4
 Above 30 ~ 50 ±0.5
 Angle ±0.3°

3RD. ANGEL'S



UNITS MM

DRAWN BY:	DATE	MAT'L	TITLE	CONNECTOR
Jack Lu	01/15/20	FINISH	MODLE	USB 3.1 側插母座 16 PIN
CHECKED BY:	DATE	SCALE	DWG NO.	SBC-160P-20x-S235
Jacky Chen	01/15/20	1 : 1	PART NO.	SBC-160P-20x-S235
APPROVED BY:	DATE	SHEET NO.	1 of 1	
Tony Kao	01/15/20			

ITEM NO.	DESCRIPTION	DRAWN	DATE
2	新增PCB LAYOUT尺寸	Jack	011520
1	更新料號	Jack	111419